



District Report Card: 2017


State: Rajasthan	District: Dungarpur
Class: 5	Subject: Language
Schools: 61	Students: 913


Participation/Coverage


Students

<div>GENDER</div> <div></div>	Boys		Girls	
	Number	%	Number	%
	453	49.62	460	50.38

<div>AREA</div> <div></div>	Rural		Urban	
	Number	%	Number	%
	907	99.34	6	0.66

<div>CATEGORY</div> <div></div>	SC		ST		OBC		GEN	
	Number	%	Number	%	Number	%	Number	%
	23	2.52	851	93.21	30	3.29	9	0.99

<div>CWSN</div> <div></div>	LD	VI	HI	S&LD	ID	Oth
	9	2	0	3	1	5

<div>Management</div> <div></div>	Government		Government-aided	
	Number	%	Number	%
	913	100.00	0	0.00

Average Performance of Students in Language (%)

Overall	Gender		Area		Management		Social Group			
	Male	Female	Rural	Urban	Govt.	Aided	SC	ST	OBC	GEN
63.80	62.19	65.38	63.87	52.22	63.80	0.00	67.83	63.41	70.89	66.67

Performance on Learning Outcomes (LOs)

Learning Outcomes	Description	Average Performance(%)
L504	Reads and comprehends independently storybooks, news items/ headlines, advertisements etc.	61.93
L508	Reads text with comprehension, locates details and sequence of events	64.73

Range of Performance of Students who Answered Correctly							
Below 30%		30% - 50%		50% - 75%		Above 75%	
Number	%	Number	%	Number	%	Number	%
79	8.65	174	19.06	347	38.01	313	34.28

Lowest Performing Learning Outcomes (LOs)

- 1 - Reads and comprehends independently storybooks, news items/ headlines, advertisements etc. (61.93)
- 2 - Reads text with comprehension, locates details and sequence of events (64.73)